

2024-2025 Asset Information-Student

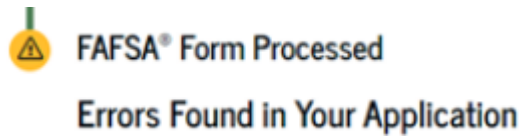
The Financial Aid Office has received your 2024-2025 Free Application for Federal Student Aid (FAFSA). However, your FAFSA could not be processed as your asset information was not provided. Please follow the steps below to include your asset information.


1. Log into [StudentAid.gov](https://studentaid.gov) and select **2024-25 FAFSA Form** from the “My Activity” section of your account dashboard.



My Activity [View All Activity >](#)
2024-25 FAFSA® Form

2. On the FAFSA Status Tracker under “FAFSA Form Processed,” the message “Errors Found in Your Application” is shown along with the required information needed. Select the link and continue through the FAFSA and make the appropriate corrections to the asset questions.



 **FAFSA® Form Processed**
Errors Found in Your Application

3. On the “Review Changes” page, select “**Continue.**”




You're almost done!
Select "Continue" to sign and complete the correction.

Make More Changes **Continue**

4. On the “Signature” page, select “**Sign and Submit**”.
- After selecting “Sign and Submit,” you’ll be taken to a page that confirms the FAFSA form is complete.



Sign and Submit



Congratulations,
The FAFSA® Form Is Complete!